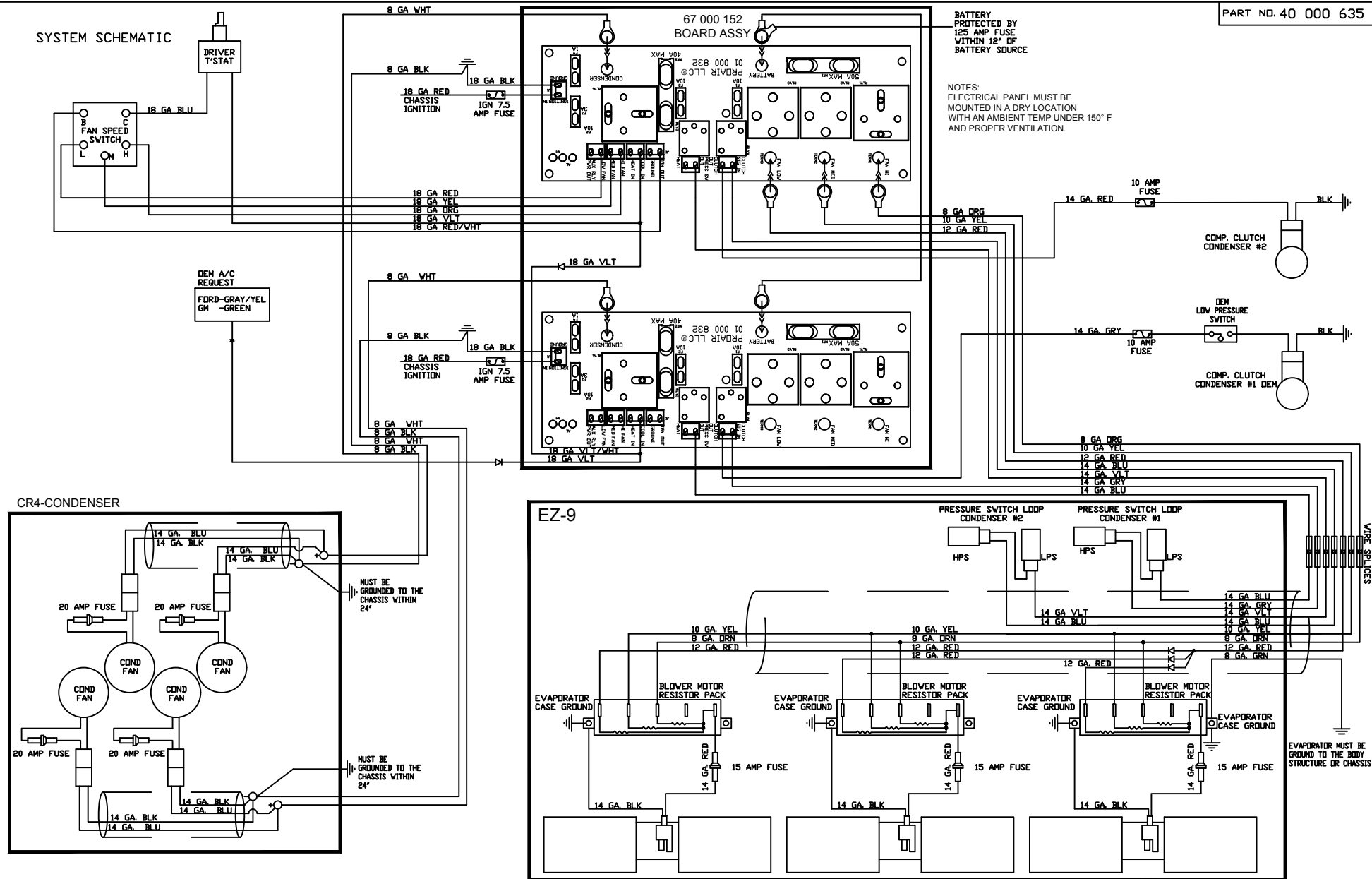


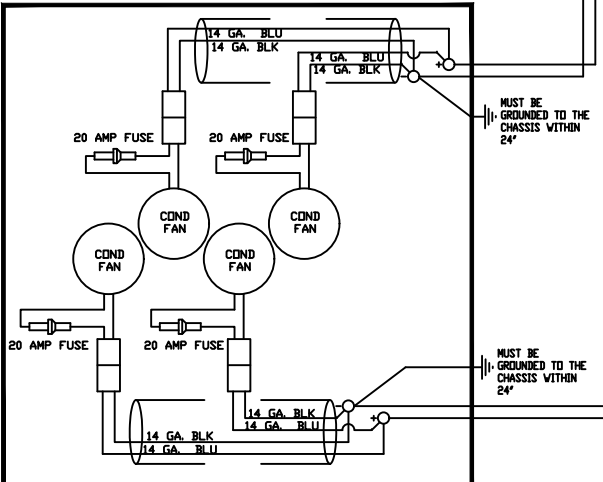
SYSTEM SCHEMATIC



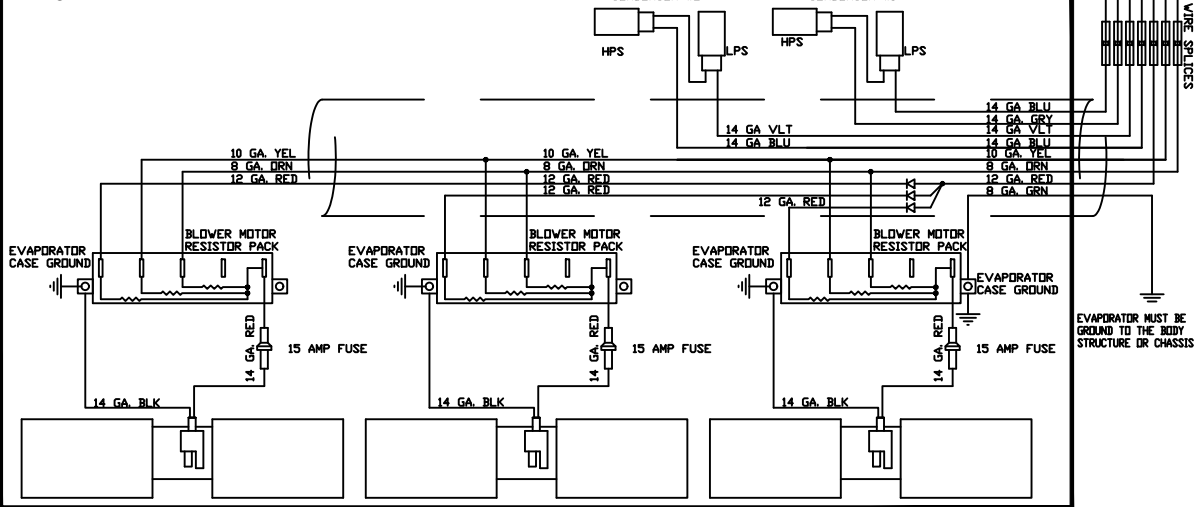
BATTERY PROTECTED BY 125 AMP FUSE WITHIN 12" OF BATTERY SOURCE

NOTES: ELECTRICAL PANEL MUST BE MOUNTED IN A DRY LOCATION WITH AN AMBIENT TEMP UNDER 150°F AND PROPER VENTILATION.

CR4-CONDENSER



EZ-9



PROPRIETARY & CONFIDENTIAL. UNPUBLISHED WORK COPYRIGHT PRO AIR LLC. PRO AIR, LLC CLAIMS PROPRIETARY RIGHTS IN THE MATERIAL DISCLOSED HEREIN. NEITHER THIS DRAWING NOR ANY REPRODUCTION OR PORTION THEREOF MAY BE DISTRIBUTED OR USED TO MANUFACTURE ANYTHING SHOWN HEREIN WITHOUT PERMISSION IN WRITING FROM PROAIR, LLC.

REV. C

		SIGNATURES		DATE	TITLE:	PART NO. 40 000 635
C	17-150	ADD DIODE FOR DEM A/C	CEB	6/15/17	SCHEMATIC, WIRE	SCALE: 1" = 1' - 0" SIZE A
B	17-144	EVAP AND COND UPDATE	CEB	6/7/17		
A	16-126	RELEASED TO PRODUCTION	CEB	9/29/16		
LET.	NO.	REVISION	BY	DATE	USAGE:	SHEET 1 OF 1



ACT - 9CR4 HD